



HEATSTROKE IN PETS

A Guide by Neville's Helping Paw

VETERINARY EMERGENCY: Heatstroke is life-threatening. If your pet is distressed or collapses, contact a vet immediately while beginning cooling.

Recognising the Signs

Early Warning Signs

- Heavy, frantic panting
- Thick, sticky drool
- Bright red gums or tongue
- Restlessness or pacing





Advanced Symptoms

- Vomiting or diarrhoea
- Lethargy or stumbling
- Confusion / Glazed eyes
- Seizures or collapse

Immediate First Aid: "Cool First, Transport Second"

- **Move to Shade:** Get them into a cool, well-ventilated area.
- **Cool Water:** Pour cool (not freezing) water over their body. Focus on the neck, tummy, and groin.
- **Airflow:** Use fans or a gentle breeze to help with evaporative cooling.
- **No Wet Towels:** Do not leave wet towels draped over them; they trap heat.

Top Prevention Tips

-  **The 5-Second Rule:** If the pavement is too hot for your hand, it's too hot for paws.
-  **Time Your Walks:** Exercise only in the early morning or late evening.
-  **Never Leave in Cars:** Not even for a minute, even with windows down.
-  **High Risk:** Flat-faced breeds, senior pets, and overweight dogs overheat faster.